

Style Italiano Advanced:  
The Complete Composite Course




www.dentaledgeglobal.com



INTRODUCTION

Style Italiano is a worldwide movement centred on simplifying the creation of beautiful composite restorations. Rather than focusing on complicated layering techniques and multiple colours, the Style Italiano philosophy involves using simple recipes of just two shades to create beautiful, in both the anterior and posterior dentitions which can be reproduced by dentists at all skill levels. The main objective of the hands-on component of the course is to illustrate the properties and use of composite materials in today's contemporary restorative dentistry concepts. Step-by-step procedures of the most recent techniques used in conservative restorations of the vital and non-vital teeth will also be reviewed.

In this 3 day comprehensive hands on course, the founder of the world wide popular "Style Italiano", Angelo Putignano, will teach participants at any skill level, to create the most beautiful composite restorations in clinical practice. For the first time, this course teaches participants to manage multiple case scenarios in both anterior and posterior restorations, including direct and indirect restorations. This course is one of the most extensive composite hands on course offered today and one of a kind by Style Italiano.



PAYMENT DETAILS

Register online [www.dentaledgeglobal.com](http://www.dentaledgeglobal.com) (COURSES)

or Direct Bank Transfer

Account Name: Dental ED Pty Ltd BSB: 013 374 Account Number: 4989 63559

Swift Code: ANZBAU3M (include swift code for international transfers) Please include your name and ref: Angelo.

or Fax Credit Card registration to +61 (3) 9386 4141

Singapore

Lecture Program: 18<sup>th</sup> July ☐ Lecture and Hands-on Program: 18<sup>th</sup> - 20<sup>th</sup> July ☐

Australia

Lecture Program: 24<sup>th</sup> July ☐ Lecture and Hands-on Program: 24<sup>th</sup> - 26<sup>th</sup> July ☐

Charge to: Mastercard ☐ Visa ☐ Card Number  -  -  -  Expiry \_\_\_\_ / \_\_\_\_

Dentist ☐ Aus ☐ Tech ☐ Student ☐

Ful Name \_\_\_\_\_ Address \_\_\_\_\_

State \_\_\_\_\_ Country \_\_\_\_\_ Postcode \_\_\_\_\_ Phone \_\_\_\_\_ Email \_\_\_\_\_

Dental ED Pty Ltd, PO BOX 2062 Lygon Street Nth, Brunswick East VIC 3057.  
Phone inquiries: +61 (3) 83000 719

VENUE LOCATION

(Singapore)  
TBA

(Melbourne AUSTRALIA)  
Amora Hotel Riverwalk  
649 Bridge Road, Richmond,  
Melbourne VIC 3121



[www.dentaledgeglobal.com](http://www.dentaledgeglobal.com)

Registration

Lecture  
AUD 475 + GST


Lecture and Hands-on Course  
AUD 2,900 + GST

Style Italiano Advanced:  
The Complete Composite Course

CE POINTS 21 TOTAL

MR STYLE ITALIANO HIMSELF!

ANGELO PUTIGNANO



18<sup>th</sup>-20<sup>th</sup> July 2015  
Singapore  
24<sup>th</sup>-26<sup>th</sup> July 2015  
Melbourne, Australia


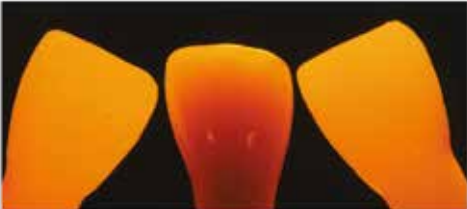


Day 1 THEORY

DURING THE LECTURE SOME OF MOST INNOVATIVE TECHNIQUES WILL BE SHOWED TO REACH AESTHETIC SUCCESS, RESPECTING PERIODONTAL AND DENTAL TISSUES.

TOPICS ADDRESSED WILL INCLUDE BUT NOT BE LIMITED TO:

- Aesthetic concepts.
- Styleitaliano philosophy.
- Colour parameters.
- Shade selection.
- Layering:
  - Two-layers vs multi-layers.
  - Characterisations.
- Finishing.
- Polishing.
- Cavity preparation.
- Adhesion and post-op sensitivity.
- Shrinkage.
- C factor.
- Contact point and emergence profile.
- Anatomical layering.
- Finishing and polishing.
- Restoration of endodontically treated teeth.
- Maintenance.



Day 2 HANDS ON WORKSHOP

HANDS ON FOR THE DESCRIBED ANTERIOR DIRECT TECHNIQUES:

8:30am Start

- The “my shade guide” and vita shade live fabrication of silicone stent 2.
- Sound and cut tooth with and without taking impression and creating wax up.
- Layering technique of anterior teeth.
- Following Styleitaliano recipes.
- Opalescence, intensives and characterizations. (Including incisal halos, chromatic spots, fissures and crack/craze lines).
- Finishing texture and polishing.

10:30-11am Break

Hands On Exercise

- Preparation of class 4 cavity.
- Build-up of class 4 restoration.
- Incorporation of opalescence, intensives and characterisations surface.
- Polishing.
- Finishing.



12:30pm Lunch

Completion of Class for Hands-on

- Demonstration and Hands on Style Italiano techniques and concepts in everyday challenges.
- Diastema closures.
- Direct resin veneers –inclusion masking and opaquing techniques for discoloured teeth substrate.
- Large class 3 restorations.
- Direct cervical (class 5) restorations.

3:30 - 3:45pm Break

Hands-on Exercise

- Prep and restore direct resin veneer and diastema closure.
- Prep and restore through and through class 3 restoration.

5:30pm Finish



Day 3 HANDS ON WORKSHOP

HANDS ON FOR THE DESCRIBED POSTERIOR DIRECT AND INDIRECT TECHNIQUES:

8:30am Start

- Bulk filling.
- Bulk and Stains.
- Simultaneous modelling technique (bulk and body).
- Posterior direct restorations techniques for:
  - Class 1 and Class 2 cavities.
- Contact point and emergence profile in class 2 restorations.
- Staining and characterisation.
- Finishing and polishing procedures.



10:30-11am Break

Hands On Exercise

- Prep and restore Class 2 posterior restorations with use of sectional matrix/circumferential matrix.

Demonstration

- Minimal invasive dentistry.
- Preparation guidelines for inlays and onlays.
- Cementation with flowable, preheated composites and regular resin cement.
- Finishing and polishing proceduress.



2pm Completion of Class for Hands-on

- Boundary from direct to indirect restorations.
- Preparation guidelines for onlays and overlays.
- Cementation with flowable, preheated composites and regular resin cement.
- Finishing and polishing procedures.



Hands on Exercise

- PREPARATION FOR ONLAY AND OVERLAY.
- Cementation of restoration (utilising temp restoration fabricated from bis gma temp material and silicone stent).

5:30pm Finish

ANGELO PUTIGNANO MD, DDS (ITALY)

After completing his M.D., Angelo Putignano received a postgraduate certificate for Doctor of Dental Surgery at the University of Ancona in Italy. Following this, he became the professor in Restorative Dentistry for Marche Polytechnic University’s School of Dentistry. And concurrently, he is the head of the Operative Dentistry and Endodontics department, and Dean for the School of Dental Hygiene at Marche Polytechnic University.

Being an active member of both the Italian Society of Operative Dentistry and the European Academy of Aesthetic Dentistry, Dr. Putignano has continued to demonstrate excellence within multiple fields of dentistry. He is also the founding member of the Italian Academy of Aesthetic Dentistry.

Dr. Putignano has brought his knowledge to multiple publications, co-authoring such textbooks as Adhesive Dentistry: The Key to Success and Indirect Conservative Restoration of Posterior Teeth. When not lecturing on adhesive and aesthetic restorations or contributing to dental literature, he runs his own private practice limited to restorative dentistry in Ancona, Italy.

