


Style Italiano Advanced:
The Complete Composite Course



www.dentaledglobal.com



INTRODUCTION

Style Italiano is a worldwide movement centred on simplifying the creation of beautiful composite restorations. Rather than focusing on complicated layering techniques and multiple colours, the Style Italiano philosophy involves using simple recipes of just two shades to create beautiful restorations, in both the anterior and posterior dentitions, which can be reproduced by dentists of all skill levels. The main objective of the hands-on component of the course is to illustrate the properties and use of composite materials in today's contemporary restorative dentistry concepts. Step-by-step procedures of the most recent techniques used in conservative restorations of the vital and non-vital teeth will also be reviewed.

In this 3-day comprehensive hands-on course, the founder of the world-wide popular "Style Italiano" concept, Prof. Angelo Putignano, will teach participants of any skill level, to create the most beautiful composite restorations in clinical practice. For the first time, this course teaches participants to manage multiple case scenarios in both anterior and posterior restorations, including direct and indirect restorations. This course is one of the most extensive composite hands-on course offered today and one of a kind by Style Italiano.

PAYMENT DETAILS

Register online www.dentaledglobal.com (COURSES)

or Direct Bank Transfer

Account Name: Dental ED South East Asia Pte Ltd Bank Code: 7375 Branch Code: 001
USD Account Number: 450-908-010-5 / SGD Account Number: 450-312-400-3
Please include your name and ref: Angelo.

or Credit Card payment via PayPal to louisa@dentaledglobal.com

or Cheque payment to: Dental ED South East Asia Pte Ltd (for Singapore-based participants only)

Mail to: 205 Hougang St 21 #03-06-09 Heartland Mall-Kovan Singapore 530205.

Singapore

Lecture Program: 18th July ☐ 7 CPE points Lecture and Hands-on Program: 18th - 20th July ☐ 21 CPE points

Dentist ☐ Aux ☐ Tech ☐ Student ☐

Full Name _____ DCR No. (for Singapore-based dentists) _____

Address _____

State _____ Country _____ Postcode _____ Mobile _____ Email _____

Dental ED South East Asia Pte Ltd, 205 Hougang St 21 #03-06-09 Heartland Mall-Kovan
Singapore 530205. Phone enquiries: +65 97648955 Email: dentaledsea@dentaledglobal.com

VENUE LOCATION

(Singapore)
ACADEMIA
20 College Road,
Singapore 169856



www.dentaledglobal.com

Registration

Lecture: USD350

Early Bird (before 18 June) : USD320

Dental ED Member : USD295

Lecture & Hands-on Course: USD2,595

Early Bird (before 18 June): USD2,495

Dental ED Member: USD2,395


MR STYLE ITALIANO HIMSELF!

ANGELO PUTIGNANO



Style Italiano Advanced:
The Complete Composite Course

CE POINTS 21 TOTAL



18th-20th July 2015
Singapore

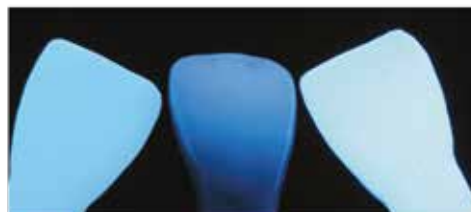
24th-26th July 2015
Melbourne, Australia

Day 1 THEORY

DURING THE LECTURE SOME OF MOST INNOVATIVE TECHNIQUES WILL BE SHOWN TO REACH AESTHETIC SUCCESS, RESPECTING PERIODONTAL AND DENTAL TISSUES.

8:30am Registration 9am-6pm Lectures with two breaks and 1 lunch
TOPICS ADDRESSED WILL INCLUDE BUT NOT BE LIMITED TO:

- Aesthetic concepts.
- Style Italiano Philosophy.
- Colour parameters.
- Shade selection.
- Layering:
 - Two-layers vs multi-layers.
 - Characterisations.
- Finishing.
- Polishing.
- Cavity preparation.
- Adhesion and post-op sensitivity.
- Shrinkage.
- C factor.
- Contact point and emergence profile.
- Anatomical layering.
- Finishing and polishing.
- Restoration of endodontically treated teeth.
- Maintenance.



Day 2 HANDS ON WORKSHOP

HANDS ON FOR THE DESCRIBED ANTERIOR DIRECT TECHNIQUES:

9am Start

- The “my shade guide” and vita shade live fabrication of silicone stent 2.
- Sound and cut tooth with and without taking impression and creating wax up.
- Layering technique of anterior teeth.
- Following Style Italiano recipes.
- Opalescence, intensives and characterizations. (Including incisal halos, chromatic spots, fissures and crack/craze lines).
- Finishing texture and polishing.

11-11.30am Break

11:30am-1pm Hands-on Exercise

- Preparation of class 4 cavity.
- Build-up of class 4 restoration.
- Incorporation of opalescence, intensives and characterisations surface.
- Polishing.
- Finishing.



1-2pm Lunch

2-3.30pm Completion of Class for Hands-on

- Demonstration and Hands-on of Style Italiano techniques and concepts in everyday challenges.
- Diastema closures.
- Direct resin veneers –inclusion masking and opaquing techniques for discoloured teeth substrate.
- Large class 3 restorations.
- Direct cervical (class 5) restorations.

3:30-4pm Break

4-6pm Hands-on Exercise

- Prep and restore direct resin veneer and diastema closure.
- Prep and restore through and through class 3 restoration.

6pm End of Day 2



Day 3 HANDS ON WORKSHOP

HANDS ON FOR THE DESCRIBED POSTERIOR DIRECT AND INDIRECT TECHNIQUES:

9am Start

- Bulk filling.
- Bulk and Stains.
- Simultaneous modelling technique (bulk and body).
- Posterior direct restorations techniques for:
 - Class 1 and Class 2 cavities.
- Contact point and emergence profile in class 2 restorations.
- Staining and characterisation.
- Finishing and polishing procedures.



11-11:30am Break

11:30-1pm Hands On Exercise

- Prep and restore Class 2 posterior restorations with use of sectional matrix/circumferential matrix.

Demonstration

- Minimal invasive dentistry.
- Preparation guidelines for inlays and onlays.
- Cementation with flowable, preheated composites and regular resin cement.
- Finishing and polishing proceduress.



1-2pm Lunch

2-6pm Completion of Class for Hands-on with a 30min break in between

- Boundary from direct to indirect restorations.
- Preparation guidelines for onlays and overlays.
- Cementation with flowable, preheated composites and regular resin cement.
- Finishing and polishing procedures.



Hands on Exercise

- PREPARATION FOR ONLAY AND OVERLAY.
- Cementation of restoration (utilising temp restoration fabricated from bis gma temp material and silicone stent).

6pm End of Day 3

ANGELO PUTIGNANO MD, DDS (ITALY)

After completing his M.D., Angelo Putignano received a postgraduate certificate for Doctor of Dental Surgery at the University of Ancona in Italy. Following this, he became the professor in Restorative Dentistry for Marche Polytechnic University's School of Dentistry. Concurrently, he is also the head of the Operative Dentistry and Endodontics department, and Dean for the School of Dental Hygiene at Marche Polytechnic University. Being an active member of both the Italian Society of Operative Dentistry and the European Academy of Aesthetic Dentistry, Prof. Putignano has continued to demonstrate excellence within multiple fields of dentistry. He is also the founding member of the Italian Academy of Aesthetic Dentistry.

Prof. Putignano has brought his knowledge to multiple publications, co-authoring such textbooks as Adhesive Dentistry: The Key to Success and Indirect Conservative Restoration of Posterior Teeth. When not lecturing on adhesive and aesthetic restorations or contributing to dental literature, he runs his own private practice limited to restorative dentistry in Ancona, Italy.

