

STYLE ITALIANO

THE COMPLETE COMPOSITE COURSE

Walter Devoto

July 24th-26th 2020, Sydney, Australia

LECTURE & HANDS ON COURSE

Dental 



July 24-26th, 2020, Sydney, Australia



■ STYLE ITALIANO

The complete composite course

■ INTRODUCTION

Mr Style Italiano himself, the founder Walter Devoto, comes to Australia for the first time with Dental ED. Style Italiano is a worldwide movement centred on simplifying the creation of beautiful composite restorations. Rather than focusing on complicated layering techniques and multiple colours. The Style Italiano philosophy involves using simple recipes of just two shades to create beautiful restorations, for both anterior and posterior dentitions which can be reproduced by dentists at all skill levels. The main objective of this hands-on course is to illustrate the properties and use of composite materials in today's contemporary restorative dentistry concepts. Step-by-step procedures of simple techniques used in conservative restorations of the vital and nonvital teeth will also be reviewed.

The founder of the worldwide popular "Style Italiano", Walter Devoto, will teach participants, at all skill levels, to create the most beautiful composite restorations in clinical practice. For the first time, this course teaches participants to manage multiple case scenarios in both anterior and posterior restorations, including direct and indirect restorations. This course is an extensive one providing multiple exercise of common clinical scenarios and then using simplified Style Italiano techniques to get amazing quick results.



■ STYLE ITALIANO

DAY 1

■ THEORY - JULY 24TH

During the lecture some of the most innovative techniques will be showed to reach aesthetic success, respecting periodontal and dental tissues.

Topics covered include but not be limited to:

- Aesthetic concepts.
- Style Italiano philosophy.
- Colour parameters.
- Shade selection.
- Layering: - Two-layers vs multi-layers. - Characterisations.
- Finishing.
- Polishing.
- Cavity preparation.
- Adhesion and post-op sensitivity.
- Shrinkage.
- C factor.
- Contact point and emergence profile.
- Anatomical layering.
- Finishing and polishing.
- Restoration of endodontically treated teeth.
- Maintenance.



■ STYLE ITALIANO

DAY 2

■ HANDS-ON JULY 25TH

Hands on for the described anterior direct techniques:

- The “my shade guide” and vita shade live fabrication of silicone stent 2.
- Sound and cut tooth with and without taking impression and creating wax up.
- Layering technique of anterior teeth.
- Following Style Italiano recipes.
- Opalescence, intensives and characterizations. (Including incisal halos, chromatic spots, fissures and crack/craze lines).
- Finishing texture and polishing.

Hands On Exercise

- Preparation of class 4 cavity.
- Build-up of class 4 restoration.
- Incorporation of opalescence, intensives and characterisations.
- Polishing.
- Finishing.

Completion of Class for Hands-on

- Demonstration and Hands on Style Italiano techniques and concepts in everyday challenges.
- Diastema closures. Direct resin veneers – inclusion masking and opaquing techniques for discoloured teeth substrate.
- Large class 3 restorations.
- Direct cervical (class 5) restorations.
- Prep and restore direct resin veneer and diastema closure. (hands on)
- Prep and restore through and through class 3 restoration. (hands on)



■ STYLE ITALIANO

DAY 3

■ HANDS-ON JULY 26TH

Hands-on for the described posterior direct and indirect techniques:

- Bulk filling.
- Bulk and Stains.
- Simultaneous modelling technique (bulk and body).
- Posterior direct restorations techniques for: - Class 1 and Class 2 cavities.
- Contact point and emergence profile in class 2 restorations.
- Staining and characterisation.
- Finishing and polishing procedures.

Hands On Exercise

- Prep and restore Class 2 posterior restorations with the use of sectional matrix/ circumferential matrix.

Demonstration

- Minimal invasive dentistry.
- Preparation guidelines for inlays and onlays.
- Cementation with flowable, pre-heated composites and regular resin cement.
- Finishing and polishing procedures.

Completion of Class for Hands-on


- Boundary from direct to indirect restorations.
- Preparation guidelines for onlays and overlays.
- Cementation with flowable, preheated composites and regular resin cement.
- Finishing and polishing procedures.

Hands-on Exercise

- Preparation for onlay and overlay.
- Cementation of restoration (utilising temp restoration fabricated from Bis GMA temp material and silicone stent).



Dr. Walter Devoto born in Chiavari, graduated with honours in Dentistry and Dental Prosthesis in 1991 at the University of Genoa. Dr. Devoto has worked as a teacher and demonstrator at the University of Genoa in the undergraduate courses of Dentistry and Dental Prosthesis, teaching Pedodonty and Conservative Dentistry. From 2000-2004 he taught Reconstructive Dentistry in a course of Laser refinement at the same University. From 2005-2006 Lecturer at the University of Madrid, Master of Esthetic Dentistry. From 2005-2009 lecturer at the University of studies in Siena, Course of Aesthetics and Restorative Dentistry, Professorship of Conservative Dentistry. At the moment he is Lecturer at the International University of Catalonia, Barcelona, for a post graduate course in Aesthetic Dentistry, Visiting professor at the "Université de la Méditerranée, Marseille" in the course of Refinement of Aesthetic Reconstructive Dentistry. Dr. Devoto is particularly interested in the field of Conservative, Aesthetic Restoration and is the author and co-author of various publications in specialised international journals. As a speaker, he has participated in courses and conferences, both at a national and international level on the subject as well as being speaker, collaborator and demonstrator at most of the major European Universities. In addition, Dr. Devoto is the author of one of the chapters of "Le Guide Esthétique" by A. Faucher and J.C. Paris, QDT 2003, France, "Odontoiatria Restaurativa", by A.I.C. Elsevier 2009, Italy, "Traumatologia oral" by A. Mendoza, Ergon 2013, Spain, "Endoprotetyka" by M. Zarow, Quintessence 2013, Poland, Co-author of "Layer" by J. Manauta & A. Salat, QDT 2011. Since 1996 he has been a member of the Academy of Operative Dentistry. He has also been an active member of the Italian Academy of Conservative Dentistry since 1998 and an active member of the European Academy of Aesthetic Dentistry since 2002. Founder member of the Italian Academy of Esthetic Dentistry, Founder member of Styleitaliano. As well as running his own private surgery in Sestri Levante (GE) and Portofino (GE), he collaborates with prestigious surgeries, specialising in Aesthetic Dentistry throughout Europe.



REGISTRATION

www.dentaledglobal.com/courses

VENUE LOCATION

Swissotel Sydney

ADVANCED WORKSHOP

July 24th - 26th, Sydney, Australia

TUITION FEE Installment payments will incur an additional fee.

LECTURE ONLY	\$AUD 490 + GST (-\$90 before April 20th)
FULL COURSE	\$AUD 4,400 + GST (-\$300 before April 20th)
OBSERVER	\$AUD 2,700 + GST



P + 61 (03) 8300 0719
FB DentalED Global
E support@dentaledglobal.com
W www.dentaledglobal.com