



Leading Dentists Since 2004

2 0 2 4



WWW.DENTALEDGLOBAL.COM




“Leading Dentists And Defining Excellence In Dental Education Since 2004”


Dental ED Study Clubs are designed to help dental professionals acquire excellent clinical knowledge that can be applied in the dental office. The program provides members with high-quality educational content presented by the world’s best educators using high-end video technology; a concept first introduced by Dental ED to the dental industry around the world in 2004. Members are also offered treatment planning and small hands-on workshops during the year to meet their continuing education needs. As Dental ED study club are located in multiple regions, it means you will never need to travel far or take valuable time away from your practice to participate in one of our study clubs. If a Dental ED Study Club is not offered in your region, contact us about starting a new study club or consider our online membership option. Dental ED — “Leading Dentists And Defining Excellence In Dental Education Since 2004”

"IF YOU ARE LOOKING FOR EDUCATIONAL CONTENT THAT IS FRESH, CUTTING-EDGE AND PRESENTED BY SOME OF THE MOST DYNAMIC DENTAL EXPERTS FROM AROUND THE WORLD, THEN DENTAL ED IS FOR YOU!"

Program 2024




- Prof Laurie Walsh 
FIVE New Tools in The Aesthetic Dentistry Toolbox: How, where and When To Use Them!
March 5th 7pm ADST


- Prof Liran Levin 
Peri - Implantitis – All You Want (or not) To Know
May 7th 7pm AST

- Dr Francesco Mintrone 
Adheive Dentistry: From The Mock-up To The Final Cementation
June 18th 7pm AST

- Dr Jamison Spencer 
Night Guards, Day Splints & Sleep Appliances: Choosing the Right Piece of Plastic for Your Patient
July 23rd 7pm AST

- Prof Paul Abbott 
Four Blocks And It Still Hurts – Strategies For Effective Pain Relief During Treatment.
September 3rd 7pm AST

- Dr Vicky Razos 
How Risky Is Your Business In 2024?
October 15th 7pm ADST

- Dr Terry Douglas 
Treatment Esthetic Challenges Using The Adhesive Design Concept
November 26th 7pm ADST

All sessions are provided to the study club as recorded content presented in a live environment. Treatment planning and knowledge base is encouraged at the study club through case presentations and discussions. Each session maybe provided on different dates and times to the advertised schedule. Please contact your Dental ED study club for specific session details or visit your study club page online at www.dentaedglobal.com/study-clubs/

PROF LAURIE WALSH

FIVE NEW TOOLS IN THE AESTHETIC DENTISTRY TOOLBOX: HOW, WHERE AND WHEN TO USE THEM! (2 CE POINTS).

March 5th 2024, 7pm ADST

Most dental professionals were never taught at dental school any methods for changing tooth shade beyond hydrogen peroxide bleaching. There are now many options in this space, including tooth lightening, nano-hydroxyapatite, colour correction dyes, active stain dispersing agents, and non-peroxide bleaching technologies. Each of these 5 has its own set of features and indications. To be able to give informed advice, it is important to have a working knowledge of these 5 topics, in terms of the fundamental chemistry and physics of what they do and how they do it, and appreciate what the literature shows about where they can be used. This presentation is a bootcamp in the basics of their use. It will provide advice on situations where these are best suited for use, and any special issues in relation to sequencing with other treatments, including with conventional bleaching methods.

Learning objectives that will be explained in this program include:

- Understand how tooth reflection patterns can be altered using nanomaterials
- Appreciate differences between hydrogen peroxide, light-based and non-peroxide systems from patient and clinician perspectives
- Determine where active stain dispersal can be used to greatest benefit
- Understand how surface dyes can affect the perceived colour of teeth
- Learn the 5 ways that light can enhance bleaching outcomes

Emeritus Professor Laurence J. Walsh is based at the University of Queensland in Brisbane, Australia where for 21 years he was the research group leader for advanced technologies and biomaterials before retiring at the end of 2020.

In retirement, Laurie continues to be active in research, and he supervises the research of 12 postgraduate students, and teaches into the training programs in his clinical specialty of special needs dentistry.

Laurie has authored over 400 journal papers as well as numerous books, and he is one of the most cited Australian dental scientists of all time. He is a life member of the ADA and the ANZ Academy of Special Needs Dentistry, and was made an Officer of the Order of Australia (AO) in 2018 in recognition of his contributions to dental research and dental education.



PROF LIRAN LEVIN

PERI-IMPLANTITIS – ALL YOU WANT (OR NOT) TO KNOW (2 CE POINTS).

May 7th 7pm AST

During the last years, the use of dental implants is becoming a common practice and peri-implant diseases are more frequently evident. Apparently, as time goes by and also implies from the available literature, we will be seeing more and more cases of peri-implant diseases. The reported prevalence in the literature reaches almost 30 to 50% of implant patients. This means that one out of two or three of our implant patients might present with peri-implant disease at some point. This is also an important aspect of informed consent for our patients. Another troubling issue with regards to peri-implant diseases is the lack of appropriate, well-documented gold-standard treatment, specifically for peri-implantitis. There are many suggested treatment options described in case reports and case series in the literature; none of them seems to provide a predictable long-term resolution of the disease. In order to prevent and treat peri-implant diseases, there is a need to understand the nature of the disease and the risk factors.

Learning objectives that will be explained in this program include:

- To understand the risk factors for peri-implant diseases
- To explore ways to prevent peri-implant diseases
- To recognize the occurrence as well as the currently available treatment options for peri-implantitis
- To develop realistic expectations in terms of implant health and disease



Prof. Liran Levin is a distinguished periodontist, holding positions as a professor at the University of Alberta's Faculty of Medicine and Dentistry in Canada and a visiting professor at Harvard School of Dental Medicine. Previously, he served as Head of Research at Rambam Health Care Campus and Faculty of Medicine - Technion IIT Haifa, Israel. Prof. Levin earned his DMD degree with honors from Tel Aviv University and completed a prestigious Post Graduate Periodontology Program at Rambam Health Care Campus. He is certified by the European Federation of Periodontology and the Royal College of Dentists of Canada. With over 300 publications, he's a prolific author on topics like periodontology, dental implants, and dental trauma. Prof. Levin's research papers have garnered more than 12,000 citations, and he's a sought-after international lecturer. He holds prominent editorial roles, including Editor-in-Chief of Dental Traumatology and association with leading dental journals. Prof. Levin actively contributes to dental associations, currently as President of the International Association for Dental Traumatology and Vice-President of the Periodontal Research Group of the International Association for Dental Research.

FRANCESCO MITRIONI

ADHESIVE DENTISTRY: FROM THE MOCK-UP TO THE FINAL CEMENTATION (2 CE POINTS).

June 18th 2024 - 7pm AST

The webinar titled “Adhesive dentistry: from the Mock-up to the final cementation” provides an in-depth analysis of the bases for a systematic approach to the esthetic and functional oral rehabilitation following the adhesive approach. The webinar starts by examining the importance of esthetic and functional analysis and how to develop an appropriate treatment plan. The importance of identifying the patient's current condition, documenting the dentition, and making a diagnosis is emphasized. Starting from the bases of the esthetic analysis the webinar will continue evaluating how to create a mock-up in order to evaluate the esthetic of the planned rehabilitation. Then will be analyzed the calibrated dental preparation starting from the ideal future prosthetic profile, then finally materials and cementation will complete the evaluation of the fundamental concept of the modern approach to the rehabilitation of the natural dentition by the mean of the adhesive approach. The webinar aims to provide a precise step-by-step guide to enable participants to absorb a method that will result in mastering esthetic rehabilitation in the minimally invasive era

Learning objectives that will be explained in this program include:

- Understand the principles of esthetic analysis and its significance in developing a comprehensive treatment plan for dental rehabilitation.
- Learn the process of creating effective mock-ups to aid in treatment planning and communication with the patient.
- Gain an appreciation of the different materials available for dental rehabilitation, including their indications, advantages and limitations.



He started his activity as a dental technician and then specialized as a ceramist in fixed prosthesis. After graduating in Dentistry with honors at the University of Modena, Italy, he attended several courses on prosthetic dentistry, implant surgery and periodontology EAED active member SIPRO founding member Winner of the 2011 and 2012 editions of the Master Clinician in Implant Dentistry at the gIDE, he is Faculty member at the gIDE for the Implant Master Program in Europe, China and Vietnam.

He has authored several articles published on international scientific magazines and he lectures nationally and internationally on topics related to digital dentistry. implants and prosthodontics. He focuses his professional activity mainly on aesthetics and prosthetic rehabilitation on implants and natural dentition in his private practices in Modena,Italy.

DR JAMISON SPENCER

NIGHT GUARDS, DAY SPLINTS & SLEEP APPLIANCES: CHOOSING THE RIGHT PIECE OF PLASTIC FOR YOUR PATIENT (2 CE POINTS).

July 23rd - 7pm APST

Most dentists have VERY limited training in dental school regarding proper use of oral appliances for bruxism and virtually no practical training regarding appliances for TMJ problems, snoring or sleep apnea...yet our patients want and need these treatments.

In this presentation Dr. Spencer will discuss the latest science involving appliance therapy and give a step by step approach to the evaluation, diagnosis and treatment planning that will allow the dentist to know what type of appliance to use, when to use it and what to do long term.

Learning objectives that will be explained in this program include:

- Review the various appliances available for bruxism, TMJ problems, snoring and sleep apnea.
- Recognize which type of appliance may be best for specific circumstances.
- When you might consider using a "sleep appliance" as a night guard.



Dr. Jamison Spencer, a distinguished dental professional, blends an unconventional background with a passion for teaching. Specializing in Temporomandibular Disorders (TMD) and Craniofacial Pain, he serves as the Director of Dental Sleep Medicine at the Center for Sleep Apnea and TMJ. A Past-President of the American Academy of Craniofacial Pain, Dr. Spencer is renowned for his global lectures on TMD, Dental Sleep Medicine, and head and neck anatomy. Beyond his career, he resides in Pleasant View, Utah, enjoying outdoor activities. As a thought leader, he emphasizes the crucial link between Dental Sleep Medicine and TMJ disorders, offering engaging insights in concise presentations.

Prof. Paul Abbott is the Winthrop Professor of Clinical Dentistry at The University of Western Australia. He is a Specialist Endodontist and prior to taking a full-time University position in 2002, he spent 17 years in private specialist endodontic practice in Perth and Melbourne. During this time, he also held part-time academic positions at The University of Western Australia and the University of Melbourne. He was the Dean/Head of the School of Dentistry at The University of Western Australia and Director of the Oral Health Centre of WA from 2003-2009. He has presented over 1000 lectures and courses in 51 countries (many countries on numerous occasions). He has published over 235 articles in refereed journals, 25 textbook chapters and 47 Newsletter articles. From 2015-2022, he was the Editor-in-Chief of the international journal Dental Traumatology. He has received numerous awards for excellence in teaching and for service to the dental profession, particularly in education and research. In 2015, the Governor-General of Australia appointed Prof. Abbott as an Officer of the Order of Australia (AO) for “distinguished service to clinical dentistry, and to higher education, as an academic, researcher and author, to endodontics as a practitioner, and to professional “organisations”.



PROF PAUL ABBOTT

FOUR BLOCKS AND IT STILL HURTS –
STRATEGIES FOR EFFECTIVE PAIN RELIEF
DURING TREATMENT (2 CE POINTS).

September 3rd 2024 - 7pm PST

In this lecture, comprehensive strategies to achieve successful anaesthesia of problematic teeth will be outlined together with some new injection techniques. These strategies are based on research by the presenter's group, particularly for acute irreversible pulpitis. Pain is one of the main reasons why patients seek dental treatment and many painful teeth will require root canal treatment. Dentists must take care to ensure that the patient does not have any pain during treatment but this can be a significant challenge at times – such as when the tooth has acute irreversible pulpitis and acute apical periodontitis, particularly when the tooth is a mandibular molar where standard local anaesthetic techniques are not very effective.

Learning objectives that will be explained in this program include:

- Describe the sequence of steps to follow to improve local anaesthesia for mandibular teeth with acute irreversible pulpitis
- Describe the sequence of steps to follow to improve local anaesthesia for maxillary teeth with acute irreversible pulpitis
- Outline post-operative pain management strategies following the emergency management of irreversible pulpitis

DR VICKY RAZOS

HOW RISKY IS YOUR BUSINESS IN 2024?

October 15th - 7pm ADST

In today's increasingly litigious and patient-driven healthcare landscape, dentists face numerous challenges and risks. With patients who are well-informed about their rights and regulators emphasizing public protection, it is crucial for dentists to understand how to safeguard their professional interests. In this informative session, Dr Rozos explores the pressing concerns troubling dental practitioners and offers practical guidance to navigate the professional environment effectively. By gaining a comprehensive understanding of potential risks, dentists can reduce stress, enhance patient satisfaction, and enjoy their work more.

Dr. Rozos will provide an overview of current audit activities by Australian health funds, shedding light on their impact on dental practices. The session will address patient demands and complaints, equipping dentists with strategies to manage and mitigate potential issues. Additionally, the presentation will delve into the treatment modalities that carry the highest risks, enabling dentists to adopt appropriate precautions and minimize liability. Dr. Rozos will also share updates on the prevailing factors exerting pressure on dental colleagues, ensuring participants stay informed and proactive.

Learning objectives that will be explained in this program include:

- Keeping Patients Happy: Cultivating an excellent referral base
- Enhancing Communication: Addressing key issues effectively
- Minimizing Risk: Safeguarding your professional interests
- Gain insights into the risks associated with dental practice and treatment modalities,
- Implement risk management strategies to minimize professional liability.
-



Dr. Rozos is a highly experienced general dentist with a remarkable career spanning 30 years in private practice. As a senior Peer Advisor with the Advisory Services of ADA NSW Branch for over 11 years, she has dedicated herself to enhancing the outcomes and success of dental practitioners. Vicki's primary focus lies in providing tailored risk management advice and support to dental professionals through individualized one-on-one consultations.

Recognized for her contributions to the field, Dr Rozos is a distinguished fellow of esteemed organizations such as the Pierre Fauchard Academy, the Academy of Dentistry International, and the International College of Dentists. Her extensive involvement includes serving as the co-chair of the Clinical Council for WentWest (Western Sydney PHN), demonstrating her commitment to shaping dental care delivery in the region.

Dr. Rozos is a sought-after speaker and has delivered insightful presentations to various professional groups. Her expertise and knowledge have also been showcased through numerous articles published in The NSW Dentist, further establishing her as a respected authority in the dental community. With her wealth of experience and dedication to improving professional outcomes, Vicki Rozos is a trusted resource for dental practitioners seeking invaluable guidance and support.

Dr. Douglas A. Terry presently holds positions as an adjunct professor in the department of restorative sciences at the University of Alabama at Birmingham, and Professor Emeritus in the department of conservative dentistry and endodontics at the V.S. Dental College & Hospital, Rajiv Gandhi University of Health Sciences in Bangalore, India. He has authored several hundred scientific articles and textbooks in numerous languages including Natural Aesthetics with Composite Resin (Montage Media, 2004), Aesthetic & Restorative Dentistry: Material Selection & Technique (Everest Publishing Media, 2009), Esthetic and Restorative Dentistry: Material Selection and Technique, Second Edition (Quintessence Publishing, 2013), What's in Your Mouth? / What's in Your Child's Mouth? (Quintessence Publishing, 2013), Smile! Your Guide to Esthetic Dental Treatment (Quintessence Publishing, 2014), What's in Your Mouth? Your Guide to a Lifelong Smile (Quintessence Publishing, 2014) Expressions of the Soul Exposed (Quintessence Publishing, 2015) Restoring with Flowables (Quintessence Publishing, 2016), Esthetic and Restorative Dentistry: Material Selection and Technique, Third Edition (Quintessence Publishing, 2018) Restoring the Intraradicular Space: Esthetic Post Systems (Quintessence Publishing, 2021). He has lectured both nationally and internationally on various subjects in restorative and aesthetic dentistry and is a dental materials clinical research consultant for industry manufacturers. Dr. Terry is the founder and CEO of the Institute of Esthetic and Restorative Dentistry and a member of Oral Design International. He maintains a private practice in Houston, Texas.



DR DOUGLAS TERRY

TREATING ESTHETIC CHALLENGES USING THE ADHESIVE DESIGN CONCEPT (2 CE POINTS).

November 26th 2024 - 7pm ADST

This presentation will encompass many facets of esthetic and restorative dentistry including: biomaterials selection, operative techniques and principles, diagnostic and communication concepts, the adhesive design concept, functional composite prototyping, inverse injection layering technique, digital technology, periodontal plastic surgical procedures and prosthetic guidelines for treatment of interdisciplinary cases. This presentation will emphasize the significance of using an Adhesive Design Concept that relies on the interrelationship between three primary elements: restorative material selection, adhesion, and clinical technique to achieve clinical excellence. Throughout the presentation, I will be describing the techniques and materials for each of these topics that are illustrated in my textbooks, Esthetic and Restorative Dentistry: Material Selection and Technique, 3rd edition, Restoring with Flowables and Restoring the Intraradicular Space: Esthetic Post Systems.

Learning objectives that will be explained in this program include:

- Learn how to select and integrate restorative materials and adhesive protocols with sound fundamental design principles for direct and indirect composite and ceramic restorations.
- Discover the significance of using the Adhesive Design Concept to achieve clinical excellence.
- Understand the significance of utilizing an interdisciplinary team approach while developing an appreciation for the basic building blocks for achieving perioesthetic excellence



CE ACREDITATION



Dental ED is an ADA CERP Recognized Provider.

ADA CERP is a service of the American Dental Association to assist dental professionals in identifying quality providers of continuing dental education. ADA CERP does not approve or endorse individual courses or instructors, nor does it imply acceptance of credit hours by boards of dentistry.

Dental ED designates this activity for **17.5** continuing education credits.

Dental Board Of Australia designates this activity for **20 hours** of continuing education credits/

SERVICES



Powerful full range practice analytics and digital practice development platform



Advanced CRM, task management and project management system



Academy online for hands on course program solutions

Contact Us



+61 (03) 9386 7376



support@dentaledgeglobal.com



www.dentaledgeglobal.com



449a Lygon Street
East Brunswick
Vic Australia 3056

